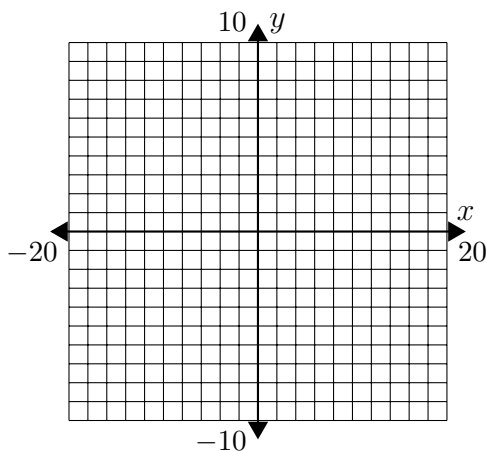


### Graphing Worksheet 5

Complete the table and graph the points in the given coordinate plane. Then graph the line.

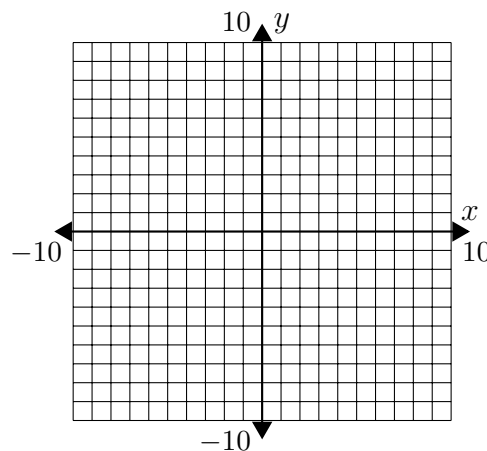
1.  $y = \frac{1}{5}x - 5$

$x$	$y$
-15	
-10	
-5	
0	
5	
10	
15	



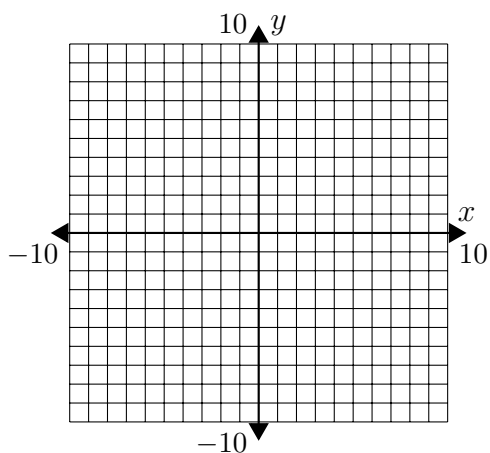
2.  $y = \frac{1}{2}x + 4$

$x$	$y$
-6	
-4	
-2	
0	
2	
4	
6	



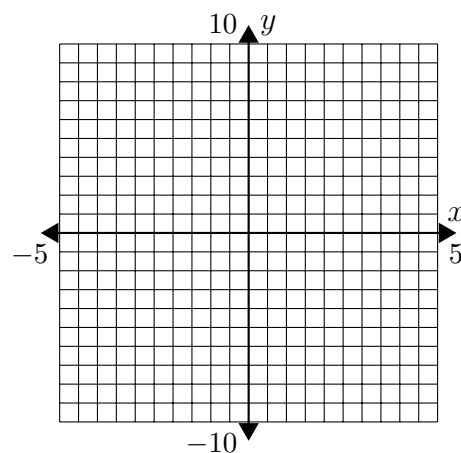
3.  $y = \frac{2}{3}x - 2$

$x$	$y$
-9	
-6	
-3	
0	
3	
6	
9	



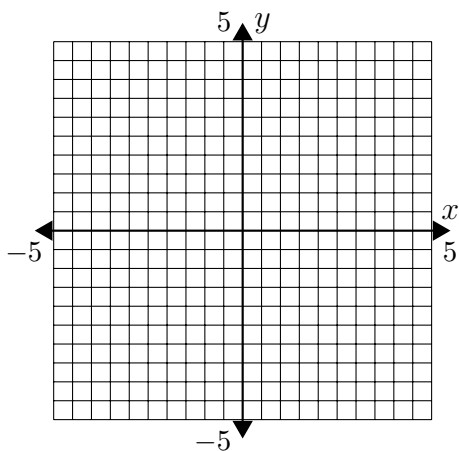
4.  $y = -2x + 3$

$x$	$y$
-3	
-2	
-1	
0	
1	
2	
3	



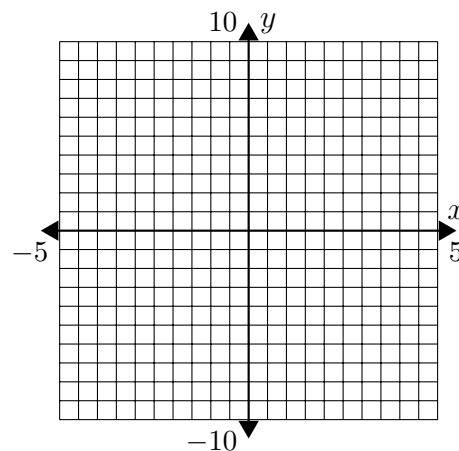
5.  $y = -x + 2$

$x$	$y$
-3	
-2	
-1	
0	
1	
2	
3	



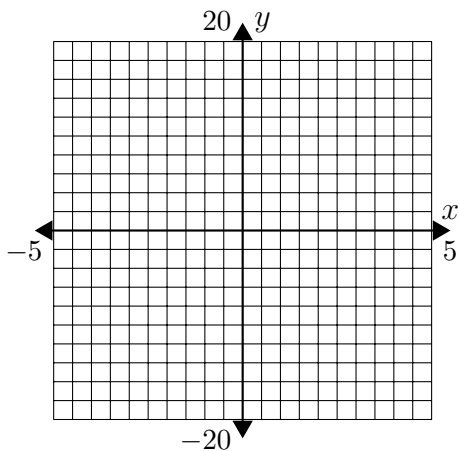
6.  $y = -3x$

$x$	$y$
-3	
-2	
-1	
0	
1	
2	
3	



7.  $y = 4x + 5$

$x$	$y$
-3	
-2	
-1	
0	
1	
2	
3	



8.  $y = 7x - 7$

$x$	$y$
-3	
-2	
-1	
0	
1	
2	
3	

