

Graphing 2 Review WS

1. Use the table to write the requested values. Then write the equation of the corresponding line, using slope-intercept form.

(a)

x	16	8	0	-8	-16
y	4	12	20	28	36

$\Delta y =$ $\Delta x =$ $m =$ $b =$

Equation of the line: $y =$

(b)

x	-3	-2	-1	0	1
y	-1	9	19	29	39

$\Delta y =$ $\Delta x =$ $m =$ $b =$

Equation of the line: $y =$

(c)

x	-3	0	3	6	9
y	-20	-10	0	10	20

Equation of the line: $y =$

(d)

x	4	2	0	-2	-4
y	-20	-10	0	10	20

Equation of the line: $y =$

2. Calculate the slope of the line that connects each pair of points.

(a) (3, 5) and (-1, 9)

(b) (7, 5) and (10, 5)

(c) (0, 1) and (1, 4)

(d) (2, 10) and (4, 6)

(e) (4, 12) and (19, -6)

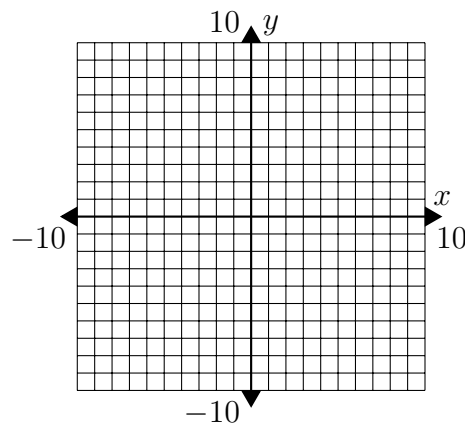
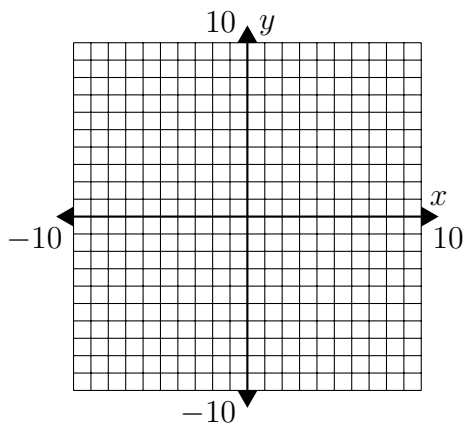
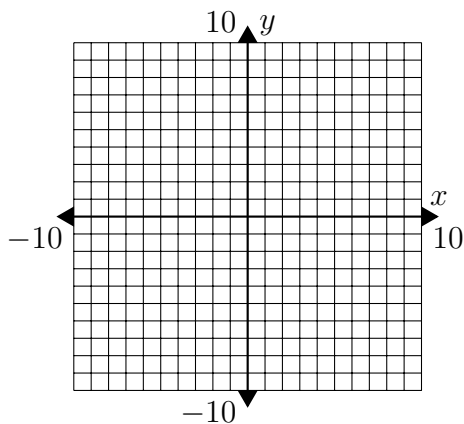
(f) (3, 2) and (9, 6)

3. Write each equation in slope-intercept form. Then graph the line.

(a) $4x + 6y = -6$

(b) $8x - 8y = -24$

(c) $y = 9$



4. Use the given information to write the equation in slope-intercept form.

(a)

x	-1	-2	-3	-4	-5
y	-4	3	10	17	24

(b)

x	10	10	10	10
y	-2	-8	-16	-22

(c)

x	2	-1	-4	-7	-10
y	8	7	6	5	4

5. Use the given information to write the equation in slope-intercept form.

(a) passes through
(3, 2) and (0, 6)

(b) slope: -6
 y -intercept: (0, 9)

(c) passes through
(3, -3) and (-1 , 6)

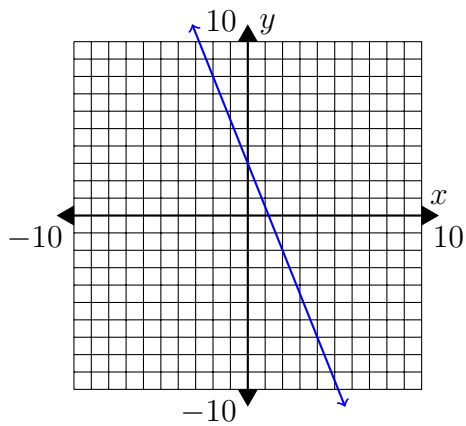
(d) passes through
 $(8, -5)$ and $(5, -1)$

(e) slope: 0
 y -intercept: $(0, -9)$

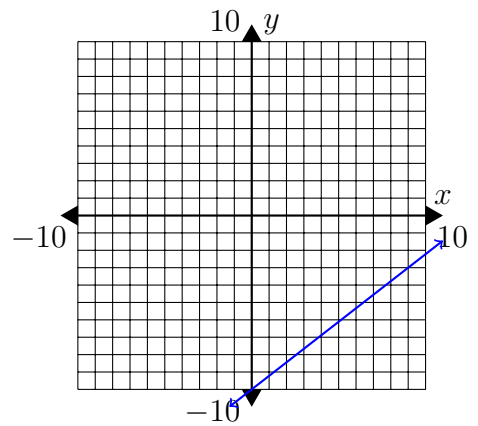
(f) passes through
 $(-3, 3)$ and $(0, -8)$

6. Write the equation of each graph in slope-intercept form.

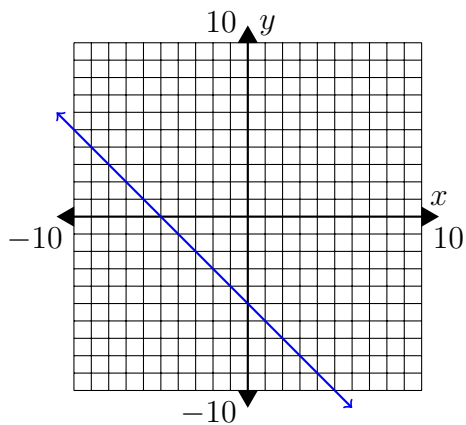
(a)



(b)



(c)



(d)

